



REMOTE LEARNING – YEAR 3 AND 4 - 2020

Maths Activities

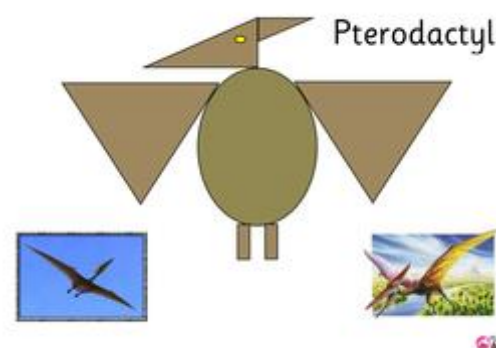
Create a times table game that you could use to practice your times tables.

Write a set of rules for your game and practice playing with your family.

Pick 15 objects in your house.

1. Estimate the height and width of each object in cm or meters
2. Measure the objects accurately with a ruler or tape measure. How accurate were you?
3. Order the objects from smallest to largest. How much bigger is the largest item than the smallest?

Create a picture of a dinosaur using only 2D shapes. Have a look at the example below.
Can you label all the shapes?
Can you create a table explaining how many sides each shape has?



How many triangles can you find in the picture in the link below?

Remember that there are larger triangles hidden within the picture.

https://www.transum.org/Software/SW/Starter_of_the_day/starter_September_23.ASP

Can you use addition, multiplication, division and subtraction to complete this challenge?

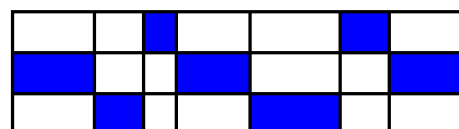
<https://nrich.maths.org/6499>

Which of the numbers below could be the odd one out?

There is no one right answer, but think of reasons why one number is different to all the others.

200	300
10	400
500	10000

What fraction of this rectangle has been shaded blue?



What fraction of this circle has been shaded red?



Find a shopping receipt in your house. Round the prices up or down to the nearest pound. Can you add up the numbers and see how close your estimate is to the actual cost?

Create a timetable for your day.

Label on the times that you started and finished each activity.

Can you work out how long you spent on each activity?

Find a recipe for your favourite cake or biscuit. Can you measure out the ingredients accurately?

What amounts of each item do you need?
What do you need the most of?
What do you need the least of?
How many people can you feed?
How long does it take you to make it?
How long does it take you to eat it?
What temperature did you cook it at?



REMOTE LEARNING – YEAR 3 AND 4 - 2020

Literacy Activities

Copy out the following text and fill in the spaces using the **Year 3 and 4 spelling list**.

The Olympic Games will be a _____ and _____ event in this year's summer _____. Many athletes are currently _____ training to try and gain their place in Olympic _____. The _____ to perform at their best during the games is _____ how it feels to _____ to _____ in an Olympic final - your _____ racing and barely being able to _____.

- a) Which word in the following sentence is an **adverb**?
She carefully balanced the cup on the saucer.

- b) Which words below make a **compound word** when combined?

box	park	bird	board
water	skate	jump	black

- c) How would you correct these sentences?

We was going to the airport.
If we was not at school, I'd go to the park.
Lily were with her friends.
I were at Noah's house.

Amazing Fact –
On 4th October 1911, Britain's first ever escalator went into service at Earl's Court in London, which makes the escalator over a hundred years old!

Challenge

Imagine you and a friend step onto a magic escalator. Write the story of your adventure.

Questions to think about:

- Where do you get on the escalator?
- Where will it take you?
- What time will it take you to?
- What adventure do you have there?
- How do you get back home?

Add the suffix **-ing, **-er** or **-est** to the following verbs.**

Do they all make sense?


Forget
Adore
Sunny
Rainy
Happy
Happen
Travel

Create a fact-file about your favourite author. You can make it eye-catching and colourful if you wish.


Who is Jacqueline Wilson?
Jacqueline Wilson is famous all over the world for being one of the most popular story-tellers writing for young people today. She is famous for books such as *The Story of Tracy Beaker*, *The Bed and Breakfast Star*, *Double Act* and *Bad Girls*. Over ten million copies of her books have been sold here in the UK.

What are her books about?
Jacqueline has said, "The tradition in children's books used to be that there was a beginning, a middle and an ending, and the ending was the happy bit. Now, real life isn't like that for most children." Her stories are about kids with problems familiar to many young people today, such as being bullied or fitting into a *step-family*.

Boys and especially girls everywhere love reading about her true-to-life characters. Jacqueline Wilson's books have won several major awards and have been turned into highly popular TV programmes and plays.



Factfile	
• Date of birth	17 December 1945
• Star sign	Sagittarius
• Eye colour	Brown Grey
• Hair colour	Used to be brown, now silver
• Pets	None
• Hobbies	Swimming, reading, line dancing, visiting art galleries, watching films
• Favourite food	Fruit and cakes
• Favourite book	Different ones at different times. At the moment, <i>Adventures with Rosalind</i> by Charlotte Austin.
• Bad Habits	Being very lazy .
• Personal motto	'Give it a go'



1. Lily's birthday is in Februry.
 2. The doctor gave the girl some medicin to make her feel better.
 3. The class really enjoyed the science experimint.
 4. What hight is Dad compared to Mike?
 5. 100 years is the same as a sentuary.
 6. That scarf is diferent to that one!
 7. Kim went to the librarie and got four books out.
 8. It's not posible.
- Each sentence has an incorrect spelling. Please copy out the sentence with the words correctly spelt.

- a) Which **conjunction** could you use in this sentence?

The squirrel hurtled up the tree _____ the dog barked at the bottom.

- b) There is something wrong with these sentences. Rewrite them correctly.

We was going to the concert.
I done a good piece of writing.
She seen the new shopping.

Write a poem about a season of your choice. Don't forget to include lots of lovely expanded noun phrases, using a thesaurus if you have one at home!

Now have a go at performing your poem to your family – can you use different expressions in your voice and face? Can you change the volume to suit the different parts of your poem?

Write the plural form of these words

Bush	Strawberry
Dish	Half
Wish	Wolf
Toy	Shelf
Play	Potato
Monkey	Mouse
Fairy	Foot
Party	

Now, put 5 of them in a sentence.

Create a fact-file about your favourite animal. You can make it eye-catching and colourful if you wish.

Lion




The lion is the second biggest living cat after the tiger.

Wild lions currently live in Africa and in Asia. They typically inhabit areas of savannah and grassland.

The most distinctive and well-known characteristic of the species is the mane of the adult male lion.

The lion is an endangered species due to habitat loss and conflict with humans.


Did you know?
The lion's closest relatives are the tiger, the jaguar and the leopard.

Topic Activities



REMOTE LEARNING – YEAR 3 AND 4 - 2020

<p>Fantastic fruits, Collect a selection of fruits. Are they all the same? Do you know what they look like in-side? Look inside—what pat-terns do you notice? Draw the patterns.</p>	<p>What's in your house? Find 5 things in your house. What are they made from? Can you name the properties of the different materials? Make a list.</p>	<p>Imagine what your life would be like without plastic Write a story or create a comic strip for 'a life with-out plastic'. Are all plastics the same? Do they all float?</p>	<p>How does our body work? Go outside and use chalk to draw around someone's body. Can you draw what is inside your body? What does each part do? Take a picture. Write down what each part do.</p>	<p>.Bouncy Egg Put an egg with its shell in vinegar. What do you think the vinegar will do to the egg shell? What do you think the vinegar will do to the egg inside the shell? Look closely at the egg in the vinegar, what can you see? What does this experiment smell like? Do you like it? ***After 3 days.*** What has happened to the egg shell? Can you describe how the egg feels now?</p>
<p>Have a go at making a leaf squirrel shown below.</p>	<p><u>Super paper plate goldfish bowl.</u> You will need: Two paper plates (one blue if you can get them) Blue paint (optional) Gold card Green card Glue String Stapler Instructions:</p> <ul style="list-style-type: none"> • If you don't have a blue plate, paint one paper plate blue and leave to dry. • Cut plants from the green card. Glue to the blue plate. • Cut fish shapes from the gold card. 	<p>Pointillism Art Use card or a paper plate to draw An underwater scene. What do you find at bottom of the sea? You can make food colouring, water colours or paint. Dip a cotton buds in the paint and First, make dots on the outlines of the picture and then complete the picture. Keep the dots close to each other.</p>  <p>Pointillism is a painting technique developed by the artist George Seurat. It involves using small,</p>	<p>Find out what happens when you float sweets in a dish of water. Can you see any scientific reasoning to explain? Draw your experiment.</p>	<p>Cover an ice cube in salt and another one in sugar. Have another uncovered ice cube. What do you notice about the time they take to melt? Record the times. Use your scientific reasoning to explain.</p>



REMOTE LEARNING – YEAR 3 AND 4 - 2020

- Punch a hole in the fish and tie some string through the hole.
- Staple the string to the top of the blue plate.
- Carefully cut the middle from the other, white, paper plate.
- Staple the two plates together around the edge.
- Cut a straight line at the top of the plate to make it look more like a bowl.

painted dots to create areas of color that together form a pattern or picture.



REMOTE LEARNING – YEAR 3 AND 4 - 2020

How to make a Leaf Squirrel



How to make a Leaf Squirrel


Materials and Equipment:

Squirrel template

Autumn leaves

PVA glue

Paint or colouring pencils



How to make a Leaf Squirrel

Step 1: Colour in the squirrel on the template using the colouring pencils or paint.



How to make a Leaf Squirrel

Step 2: Use the PVA glue to stick the autumn leaves onto your squirrel to look like its fluffy tail.

